


**biwin.co.uk**

# Le Manège de Delphine



Cut out all the elements. Glue the base ( blue disk) on cardboard (i used a tissue box) and then cut it out.




Roll the center cone around a pencil to shape it a bit .




Close the cone and glue it : it's easier if you glue upwards. Make sure the borders fit exactly first. Fold the tabs.



Glue the cone on the base.



Glue the lower part of the roof, fold the tabs.



Close and glue the top of the roof.



Fold a bit the two tabs so they will be easier to glue on top of the roof.



Glue the tabs on top of the roof.



Prepare the horses : fold and glue the tab over cute twine and cut the twine at 4.5cm from the horse.



Tape the horses inside the roof, making sure they face outside.



Tape all the horses at regular spaces. Put the top on the base, don't glue, make it turn!

