

biwin.co.uk



2K
GAMES




CL4P-TP "Claptrap" General Purpose Robot

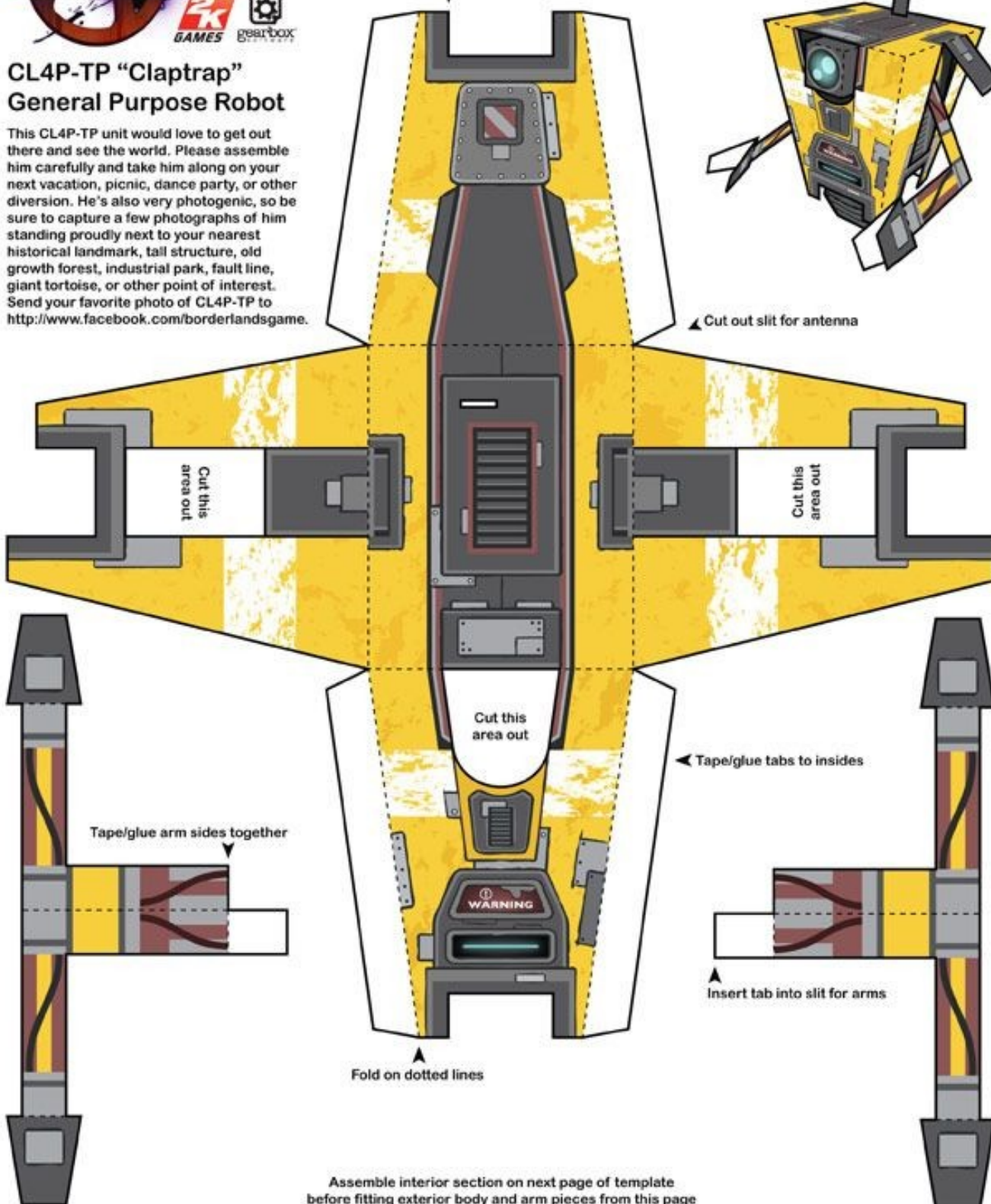
This CL4P-TP unit would love to get out there and see the world. Please assemble him carefully and take him along on your next vacation, picnic, dance party, or other diversion. He's also very photogenic, so be sure to capture a few photographs of him standing proudly next to your nearest historical landmark, tall structure, old growth forest, industrial park, fault line, giant tortoise, or other point of interest. Send your favorite photo of CL4P-TP to <http://www.facebook.com/borderlandsgame>.

Cut along solid black outline

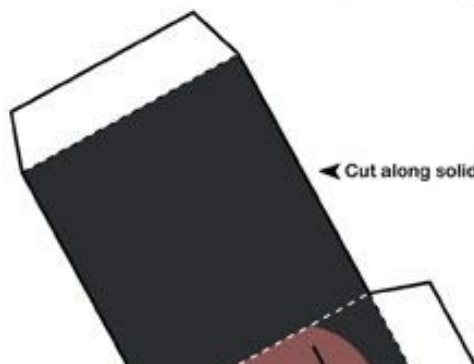
This is what your assembled "Claptrap"
Paper Foldable should look like



Cut out slit for antenna



Assemble interior section on next page of template
before fitting exterior body and arm pieces from this page



Cut along solid black outline

Assemble interior section from pieces
on this page of the template before
fitting the exterior section and arms to
complete your "Claptrap" Paper Foldable

