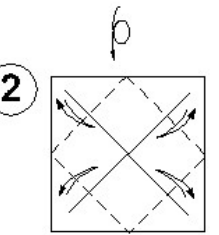
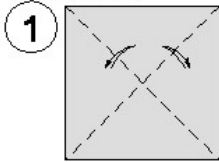
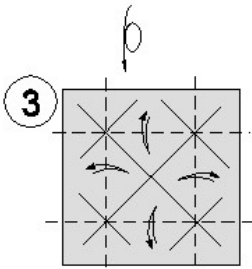


R2-D2

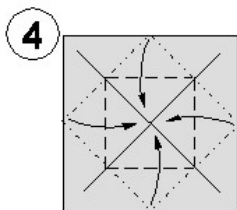
Start with dome color side up.
Body color side down
Foil works best.



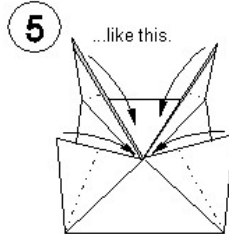
Valley fold corners to the center then unfold.



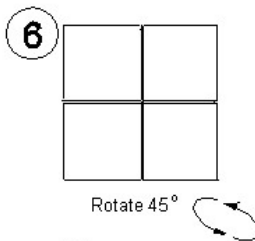
Fold edges to center then unfold.



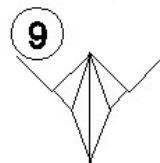
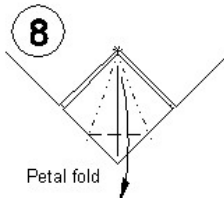
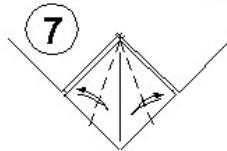
Refold edges toward the center. Keep the four corners up and out...



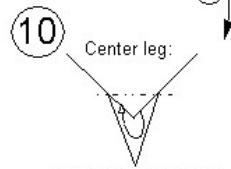
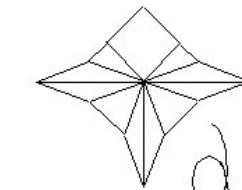
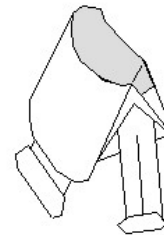
Squash fold the four corners flat toward center.



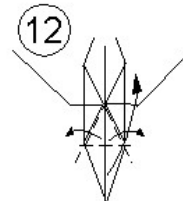
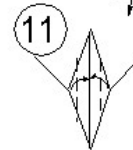
Rotate 45°



Repeat steps 7 & 8 on two more squares.



Sink the small triangle.



Fold tip up, while opening out the sides.

R2-D2 999
Created and Diagrammed
by Philip Schulz
p. 1 of 3