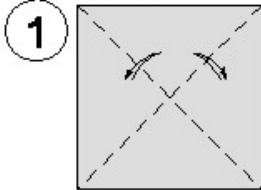
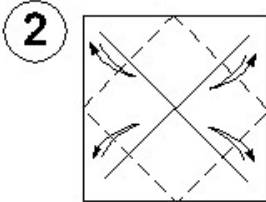


# R2-D2

Start with dome color side up.  
Body color side down  
Foil works best.

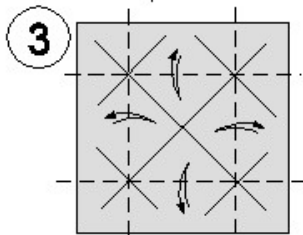


β

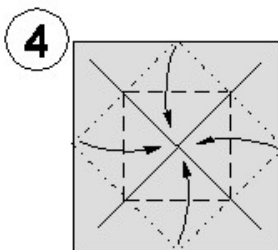


Valley fold corners to the center then unfold.

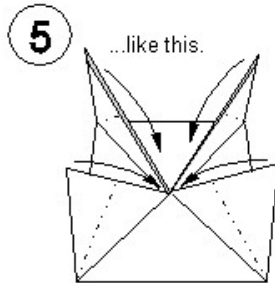
β



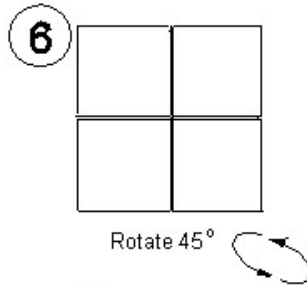
Fold edges to center then unfold.



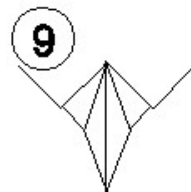
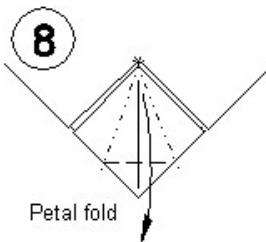
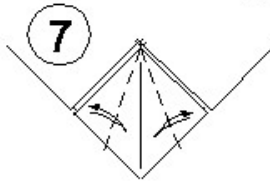
Refold edges toward the center. Keep the four corners up and out. ...



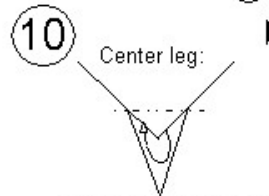
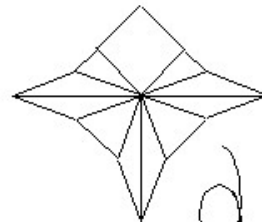
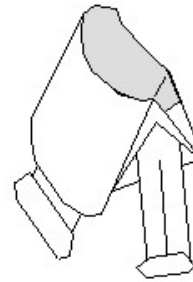
Squash fold the four corners flat toward center.



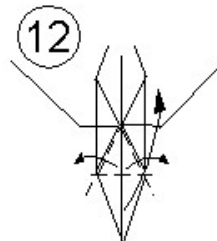
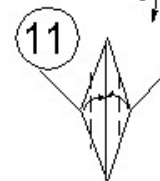
Rotate 45°



Repeat steps 7 & 8 on two more squares.



Sink the small triangle.



Fold tip up, while opening out the sides.

R2-D2 9/99  
Created and Diagrammed  
by Philip Schulz  
p. 1 of 3