
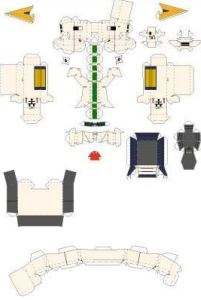
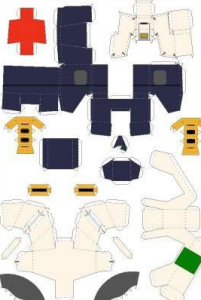
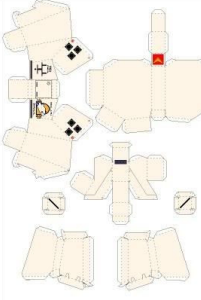
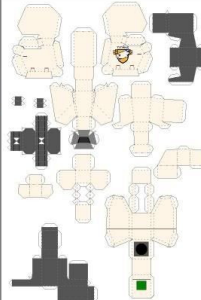
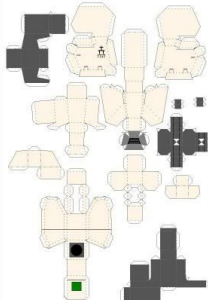
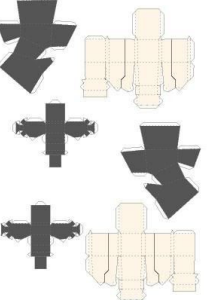
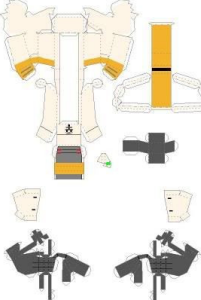
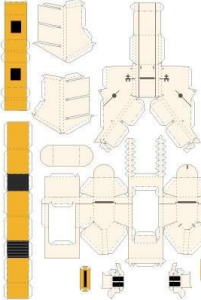
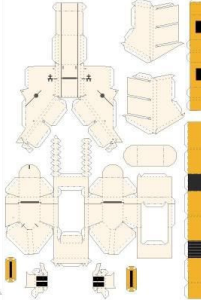
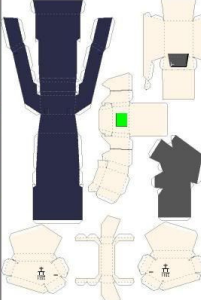
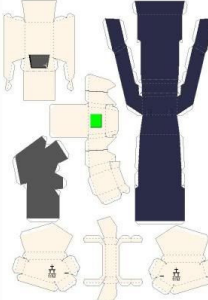
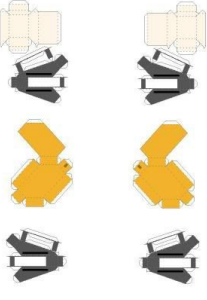
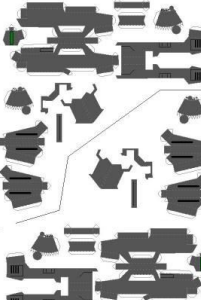
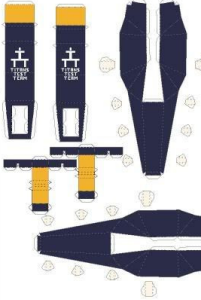
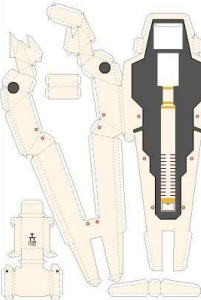
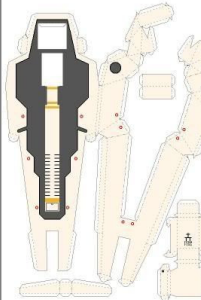




 <p>GUNDAM HAZEL 1/60 SCALE PAPERCRAFT</p>	<p>REFERENCE PICS</p> 				
					
					
<p>DESIGNER'S NOTE AND SUPPORT</p> <p>I hope you had fun building this model. Sorry for the lack of precise instructions, but this model was first meant for my personal use. You can use the pdf file as a reference.</p> <p>You can support my past and future works by sending donations via paypal to this address:</p> <p>fglben@caramail.com</p> <p>Unfortunately, my free time is now too rare and precious to work on papercrafts as much as I would like to. If this model is popular, I promise you'll get more of them!</p> <p>Of course, your suggestions, comments, critics and remarks are welcome. I also have a sheet without dotted lines, which is sure a nice addition to the challenge!</p>	<p>PAST WORKS (AVAILABLE FROM THE PEPAKURA GALLERY)</p>  <p>FRONT MISSION WILDCOAT</p>  <p>GUNDAM mh.5 1/100 SCALE</p>	<p>FUTURE WORKS (I WILL BUILD THE MOST POPULAR FIRST!)</p>  <p>ADD-ONS FOR THIS MODEL</p> 	<p>AESTALVIS NADESICO MOVIE VERSION (CHECK OUT THIS POSE!!!)</p> 